

How to Set Up Electronic Deposits

Electronic Deposits

Electronic deposits into your account is a convenient, secure and efficient method of receiving funds. There's two things you need to get started.

1

Routing Number

The routing number for Wheelhouse is **322281549**. This number is located on the bottom of your checks or on our website at [WheelhouseCU.com](https://www.WheelhouseCU.com).



2

Account Number

Funds can be deposited into your Checking or Savings account. To view your account numbers, log into Digital Banking.



Need further assistance?

Call 619-297-4835

Visit [WheelhouseCU.com/Branches](https://www.WheelhouseCU.com/Branches)



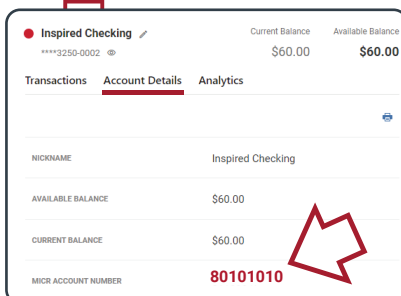
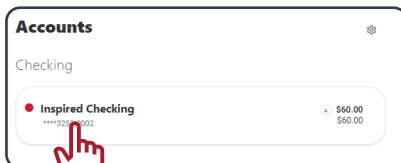
wheelhouse[®]
CREDIT UNION

Membership required. Federally insured by NCUA

LOCATING ACCOUNTS IN DIGITAL BANKING

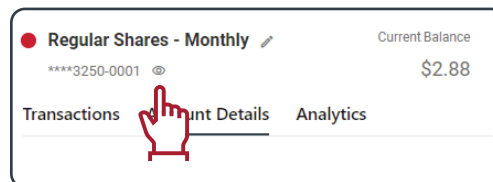
Checking Account Number

1. Select a **Checking Account** under the **Accounts** category.
2. Click on the **Account Details** tab.
3. The Checking Account Number is labeled as **MICR ACCOUNT NUMBER**.



Savings Account Number

1. Select a **Savings Account** under the **Accounts** category.
2. Click on the **Eye Icon** for the **Savings Account Number**.
3. **Savings Account Number** example: 60101010-0001



TRANSFER MONEY INTO WHEELHOUSE

Have an account elsewhere?

Transfer funds into Wheelhouse using the **Transfer & Pay** menu.

1. Select **Transfers / Pay Loan** under the **Transfer & Pay** menu.
2. Click on the **More Actions** tab
3. Click **Add Account**
4. Follow the prompts to add your external account. Instructions @[WheelhouseCU.com/Payments](https://www.WheelhouseCU.com/Payments)

