

How to Make Loan Payments

Ways to Make Loan Payments

We've made it easy to make payments using Digital Banking. Here are two simple ways to make payments to your Wheelhouse loan.

One-Time Payment

Perform a one-time payment using the PAY button or the Transfer icon in Digital Banking.

Schedule Recurring Payments

Schedule recurring payments such as bi-weekly or monthly payments.



Need further assistance?

Call 619-297-4835 | Visit [WheelhouseCU.com/Branches](https://www.wheelhousecu.com/branches)

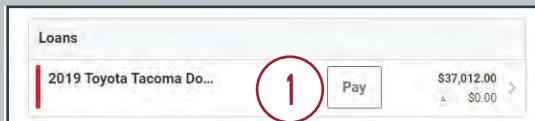


LOG ON TO DIGITAL BANKING TO GET STARTED

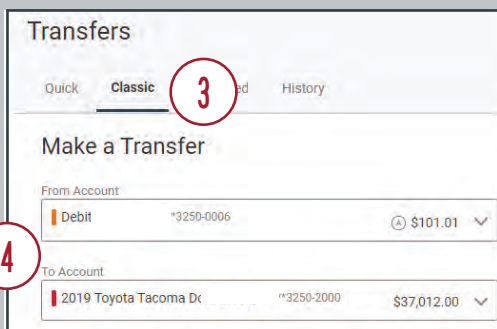
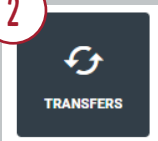
1

One-Time Payment

1. Simply click on the **PAY** button to make a payment or;
2. Click on the **Transfer** icon
3. Select **Classic** tab
4. Select the **From Account** and the Loan on the **To Account**
5. Click **Submit Transfer** when done



2



2

Recurring Payments

1. Click on the **Transfer** icon
2. Select **Classic** tab
3. Choose the **From Account** and the Loan on the **To Account**
4. Select the desired **Frequency**
5. Click **Submit Transfer** when done

1

