

# How to Set Up Electronic Deposits

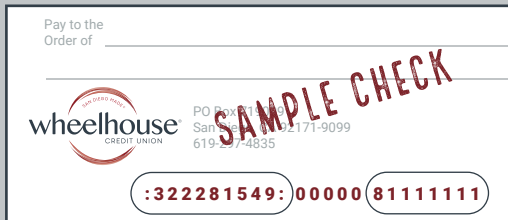
## Electronic Deposits

Electronic deposits into your account is a convenient, secure and efficient method of receiving funds. There's two things you need to get started.

1

### Routing Number

The routing number for Wheelhouse is **322281549**. This number is located on the bottom of your checks or on our website at **WheelhouseCU.com**.



Routing Number    Checking Account Number

2

### Account Number

Funds can be deposited into your Checking or Savings account. To view your Checking or Savings account numbers, log into digital banking.



Need further assistance?

Call 619-297-4835

Visit [WheelhouseCU.com/Branches](http://WheelhouseCU.com/Branches)

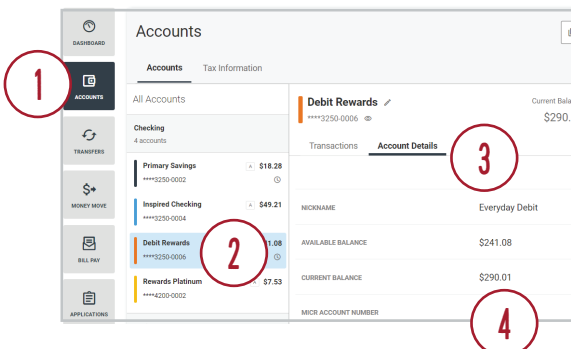


**wheelhouse**  
CREDIT UNION

## LOCATING ACCOUNTS IN DIGITAL BANKING

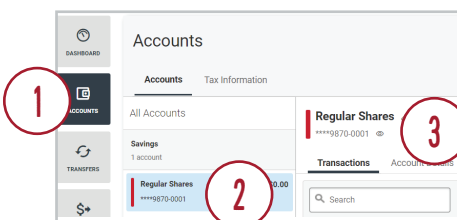
### Checking Account Number

1. Click on the **Accounts** icon
2. Select a **Checking** account
3. Click on the **Accounts Details** tab
4. The MICR Account Number field is your **Checking Account Number**



### Savings Account Number

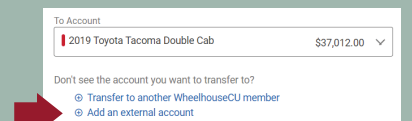
1. Click on the **Accounts** icon
2. Select a **Savings** account
3. Click on the **Eye Icon** to see your full Savings Account Number



## TRANSFER MONEY INTO WHEELHOUSE

Have an account elsewhere? Transfer funds into Wheelhouse using the Transfer/Pay Loan icon.

1. Click on the **Transfer/Pay Loan** widget
2. Select **Classic** tab
3. Click **Add an external account**



4. Input the **Routing Number** and **Account Number** of the other bank
5. Confirm **Trial Deposits** on Dashboard